



MOVING THE COLORS OF THE WORLD



Dotto Trains, the dream come true.

It was 1962 when Ivo Dotto built a small train on rails driven by a SAX 48 CC engine (for scooters) as a hobby for the factory's garden. It immediately became an irresistible attraction for everyone who lived in the neighbourhood. The allure and success of this little train were proved by the increasing number of children who stopped and glued their noses to the fence every day to watch it in action, ever hopeful that they might have a ride on the train.






Dotto Trains, trains with passion since 1962.



Devised and built with passion in Castelfranco Veneto in compliance with the strictest international standards, Dotto Trains have become a shining example of Italian engineering and design over the years. In addition to looking stunning and providing an efficient and reliable means of transport, they also fit in perfectly wherever they go whether it's narrow streets in old historic towns, theme parks,

shopping centres or holiday villages. Their incredible versatility transforms transport into a special feature in cities and the trains become attractions in their own right in tourist resorts plus they are completely environmentally-friendly and people-friendly too. Millions of people have enjoyed travelling on the trains that Dotto Trains has successfully built for fifty years.



LOCOMOTIVES

2,4

P90.2011



CHASSIS

Heavy duty rigid steel structure.

BODY

Fibreglass reinforced plastic body with integrated coloured gelcoat. The locomotive cabin has a comprehensive console and is equipped with 2 comfortable, upholstered and fully adjustable seats.

ENGINE

Perkins Diesel, 4-cylinder, displacement 2.216 cc, 49 HP(SAE) at 2.500 rpm, maximum torque 190 Nm at 1,700 rpm.

GEARBOX

Ford synchronised, 5-speed plus reverse gear.

TRANSMISSION

Mechanical transmission on rear axle with epicyclic gears on the half shafts.

BRAKES

Hydraulic disk brakes on front wheels, drum brakes on rear (middle wheels are free); with vacuum servo. Hydraulic-pneumatic converter for carriage brake control. Pneumatic circuit for coach braking. Mechanical handbrake.

SUSPENSION

Front suspension with a parabolic spring, pneumatic rear suspension with hydraulic shock absorbers.

STEERING

Hydraulic power assisted.

Detail P90.2011

Detail P90.2011

Detail P90.2011



SIZES

Length	3800 mm	149,6 "
Width	1600 mm	63 "
Height	2140 mm	84,3 "

The locomotive shown in the picture is equipped with the following optionals: locomotive doors, rotary light, complete sound system and pneumatic seat mod. Grammer.



Sirius

CHASSIS

Heavy duty rigid steel structure.

BODY

Fibreglass reinforced plastic body with integrated coloured gelcoat. The locomotive is equipped with 2 comfortable, upholstered and fully adjustable seats.

ENGINE

VM Diesel, EURO 5, 4-cylinder, displacement 2.970 cc, 101 HP (SAE) at 3,000 rpm, maximum torque 340 Nm at 1,400 rpm.

GEARBOX

Six-speed mechanical gearbox plus reverse gear.

TRANSMISSION

Mechanical transmission on rear axle with epicyclic gears on axle shafts.

BRAKES

Front hydraulic disk brakes and rear drum brakes with vacuum servo brake. Mechanical handbrake. Hydraulic-pneumatic converter for carriage brake control. Pneumatic circuit for coach braking.

SUSPENSION

Front suspension with a parabolic spring, pneumatic rear suspension, with hydraulic shock absorbers.

STEERING

Hydraulic power assisted.

*** PLEASE NOTE ***

Some characteristics may be subject to variation.

Terme di Comano - Italy

Toscolano Maderno - Italy

Bournemouth - UK

Castelfranco Veneto - Italy



SIZES		
Length	3660 mm	144,1 "
Width	1560 mm	61,4 "
Height	2250 mm	88,6 "

The locomotive shown in the picture is equipped with the following optionals: locomotive doors, rotary light, pneumatic seat mod. Grammer, CAN-BUS system for control of electric system, complete sound system.



Muson River

CHASSIS

Heavy duty rigid steel structure.

BODY

Fiberglass reinforced plastic body with integrated colored gelcoat. The locomotive is equipped with 2 comfortable, upholstered and fully adjustable seats.

ENGINE

IVECO EURO 6 with EGR, particulate filter and SCR system, 4-cylinder, Turbo Diesel Common Rail, variable geometry turbocharger with intercooler, displacement 2998 cc, 150 HP (SAE) at 3500 rpm, maximum torque 370 Nm at 1320 rpm.

GEARBOX

Two versions:

1. Five-speed Allison automatic gearbox with torque converter plus reverse gear.
2. Six-speed mechanical gearbox plus reverse gear.

TRANSMISSION

Mechanical transmission on rear wheels with epicyclic gears on wheel hubs.

BRAKES

Hydraulic disk brakes on all 4 wheels with vacuum servo. Pneumatic negative parking brake. Hydraulic-pneumatic converter for carriage brake control. Pneumatic circuit for coach braking.

SUSPENSION

Parabolic leaf springs at front and selflevelling pneumatic air springs on the rear, with hydraulic shock absorbers.

STEERING

Hydraulically assisted mechanical servo on the front wheels.

Gozo - Malta

Porto San Giorgio - Italy

Folgaria - Italy

Parco Nazionale d'Abruzzo - Italy



SIZES

Length	3950 mm	-	155,5"
Width	1680 mm	-	66,1"
Height	2260 mm	-	89"

The locomotive shown in the picture is equipped with the following optional: locomotive doors, rotary light, bell, pneumatic seat mod. Grammer and complete sound system



Muson River

CHASSIS

Heavy duty rigid steel sectional structure.

BODY

Fibreglass reinforced plastic body with integrated coloured gelcoat. The cabin has a comprehensive console and is equipped with 2 comfortable, upholstered and fully adjustable seats.

ENGINE

Electric, three-phase, 80V alternating current, power 18 Kw, 2.040 rpm, maximum torque 370 Nm at 530 rpm.

BATTERY

Battery positioned on the left-hand side between the two axles in front of the driver's cabin, and can easily be replaced using a simple pallet truck.

Two versions:

1. Lead battery: voltage 80 V, capacity 540 Ah
2. Lithium battery: voltage 80 V, capacity 700 Ah, including BMS (Battery Managing System).

TRANSMISSION

Rear mechanical transmission.

BRAKES

Front hydraulic disk brakes and rear disk brakes with oil bath lubrication and vacuum servo. Mechanical handbrake. Hydraulic-pneumatic converter for carriage brake control. Pneumatic circuit for coach braking.

SUSPENSION

Front suspension with a parabolic spring, self-levelling pneumatic rear suspension, with hydraulic shock absorbers.

STEERING

Hydraulic power assisted.

Miranda do Douro - Portugal



Allalino - Switzerland



Islamabad - Pakistan



Battery detail



SIZES

Length	3950 mm	155,5 "
Width	1680 mm	66,1 "
Height	2260 mm	89 "

The locomotive shown in the picture is equipped with the following optional: battery, battery charger, locomotive doors, rotary light, bell, standard pneumatic seat, complete sound system.

4_{x4}

Zeus

**CHASSIS**

Heavy duty rigid steel sectional structure.

BODY

Fibreglass reinforced plastic body with integrated coloured gelcoat. The cabin has a comprehensive console and is equipped with 1 comfortable, upholstered and fully adjustable seats.

ENGINE

PERKINS, 4-cylinder, diesel, displacement 4.400 cc, 82 HP(SAE) at 2,200 rpm, maximum torque 292 Nm at 1,400 rpm.

GEARBOX

24-speed mechanical gearbox plus 12 reverse gears.

TRANSMISSION

4-wheel drive integrated mechanical transmission. Central and rear differential locking.

BRAKES

Pneumohydraulic disk brakes with oil bath lubrication on both axles, negative pneumatic handbrake. Pneumatic circuit for coach braking.

SUSPENSION

Optional - pneumatic on the cabin, with hydraulic shock absorbers.

STEERING

Hydraulic power assisted.

***** PLEASE NOTE *****

Some characteristics may be subject to variation.

Poreč - Croatia

Wien - Austria

Sassari - Italy


Vaduz - Liechtenstein

**SIZES**

Length	3920 mm	154,3 "
Width	1710 mm	67,3 "
Height	2240 mm	88,2 "

The locomotive shown in the picture is equipped with the following optional: locomotive doors, rotary light, complete sound system and bell.





COACHES

A91 - A94

CHASSIS

In reinforced galvanised steel section.

BODY

In reinforced fibreglass and colours incorporated in gelcoat.

FLOOR

Floor in aluminium non-slip tread plate.

SEATING

Foam rubber padded.

CAPACITY

A91: 20 adults (or 25 children).

A94: 19 adults (or 25 children).

With a pneumatic disabled access platform lift: 18 or 13+1.

(Capacity may vary according to the fittings and the applicable approval regulations in each country).

BRAKES

Pneumohydraulic disk brakes on all 4 wheels, emergency brake and handbrake approved in compliance with applicable regulations in force in each country.

SUSPENSION

Pneumatic, self-levelling suspension with hydraulic shock absorbers.

STEERING

4-wheel steering system allowing all coaches to closely follow the engine's path.



Equipped with opening doors in one side and fixed on the other side.

Equipped with opening doors in one side and fixed on the other side and PVC rain cover.

SIZES A91

Length	4000 mm	157,5 "
Width	1840 mm	72,4 "
Height	2250 mm	88,6 "

SIZES A94

Length	4000 mm	157,5 "
Width	1690 mm	66,5 "
Height	2250 mm	88,6 "

The coach shown in the picture is equipped with the following optionals: opening doors in one side and fixed on the other side, PVC rain cover and fibreglass seats.

A91S - A94S



CHASSIS

In reinforced galvanised steel section.

BODY

In reinforced fibreglass and colours incorporated in gelcoat.

FLOOR

Floor in aluminium non-slip tread plate.

SEATING

Foam rubber padded.

CAPACITY

A91: 20 adults (or 25 children).

A94: 19 adults (or 25 children).

With a pneumatic disabled access platform lift: 18 or 13+1.

(Capacity may vary according to the fittings and the applicable approval regulations in each country).

BRAKES

Pneumohydraulic disk brakes on all 4 wheels, emergency brake and handbrake approved in compliance with applicable regulations in force in each country.

SUSPENSION

Pneumatic, self-levelling suspension with hydraulic shock absorbers.

STEERING

4-wheel steering system allowing all coaches to closely follow the engine's path.



Detail.



Equipped with opening doors in one side and fixed on the other side.

SIZES A91S

Length	4000 mm	157,5 "
Width	1840 mm	72,4 "
Height	2250 mm	88,6 "

SIZES A94S

Length	4000 mm	157,5 "
Width	1690 mm	66,5 "
Height	2250 mm	88,6 "

The coach shown in the picture is equipped with the following optional: opening doors in one side and fixed on the other side.

C93 - C94

CHASSIS

In reinforced galvanised steel section.

BODY

Sectional steel frame with reinforced fibreglass panels with colours incorporated in gelcoat, fixed and sliding windows.

FLOOR

Floor in aluminium non-slip tread plate.

SEATING

Foam rubber padded.

CAPACITY

C93: 20 adults (or 25 children).
With a pneumatic disabled access platform lift: 18 or 13+1.
C94: 15 adults (or 25 children).
With a pneumatic disabled access platform lift: 15 or 10+1.
(Capacity may vary according to the fittings and the applicable approval regulations in each country).

BRAKES

Pneumohydraulic disk brakes on all 4 wheels, emergency brake and handbrake approved in compliance with applicable regulations in force in each country.

SUSPENSION

Pneumatic, self-levelling suspension with hydraulic shock absorbers.

STEERING

4-wheel steering system allowing all coaches to closely follow the engine's path.



Equipped with transparent roof.

Equipped with 5 entrances positioned on the right-hand side, windows and an emergency exit.

SIZES C93

Length	4000 mm	157,5 "
Width	1840 mm	72,4 "
Height	2250 mm	88,6 "

SIZES C94

Length	4000 mm	157,5 "
Width	1690 mm	66,5 "
Height	2250 mm	88,6 "

The coach shown in the picture is equipped with 5 doors on the right side, windows, emergency exit, side advertising panels on the coach roof, and a side footboard for passengers boarding.

A98

CHASSIS

In reinforced galvanised steel section.

BODY

In reinforced fibreglass and colours incorporated in gelcoat.

FLOOR

Floor in aluminium non-slip tread plate.

SEATING

Foam rubber padded.

CAPACITY

28 adults (or 35 children).
With a pneumatic disabled access platform lift: 26 or 21+1.
(Capacity may vary according to the fittings and the applicable approval regulations in each country).

BRAKES

Pneumohydraulic disk brakes on all 4 wheels, emergency brake and handbrake approved in compliance with applicable regulations in force in each country.

SUSPENSION

Pneumatic, self-levelling suspension with hydraulic shock absorbers.

STEERING

4-wheel steering system allowing all coaches to closely follow the engine's path.



Equipped with opening doors in one side and fixed on the other side, pneumatic disabled access platform lift.

Equipped with opening doors in one side and fixed on the other side, pneumatic disabled access platform lift, central advertising panel on the roof, PVC rain cover, front glass.

SIZES

Length	5500 mm	213 "
Width	1840 mm	72,4 "
Height	2250 mm	88,6 "

The coach shown in the picture is equipped with the following optionals: opening doors in one side and fixed on the other side, pneumatic disabled access platform lift.

A98S

CHASSIS

In reinforced galvanised steel section.

BODY

In reinforced fibreglass and colours incorporated in gelcoat.

FLOOR

Floor in aluminium non-slip tread plate.

SEATING

Foam rubber padded.

CAPACITY

28 adults (or 35 children).
With a pneumatic disabled access platform lift: 26 or 21+1.
(Capacity may vary according to the fittings and the applicable approval regulations in each country).

BRAKES

Pneumohydraulic disk brakes on all 4 wheels, emergency brake and handbrake approved in compliance with applicable regulations in force in each country.

SUSPENSION

Pneumatic, self-levelling suspension with hydraulic shock absorbers.

STEERING

4-wheel steering system allowing all coaches to closely follow the engine's path.



SIZES

Length	5500 mm	213 "
Width	1840 mm	72,4 "
Height	2250 mm	88,6 "

The coach shown in the picture is equipped with the following optional: opening doors in one side and fixed on the other side.

C98

CHASSIS

In reinforced galvanised steel section.

BODY

Sectional steel frame with reinforced fibreglass panels with colours incorporated in gelcoat, fixed and sliding windows.

FLOOR

Floor in aluminium non-slip tread plate.

SEATING

Foam rubber padded.

CAPACITY

28 adults (or 35 children).
With a pneumatic disabled access platform lift: 26 or 21+1.
(Capacity may vary according to the fittings and the applicable approval regulations in each country).

BRAKES

Pneumohydraulic disk brakes on all 4 wheels, emergency brake and handbrake approved in compliance with applicable regulations in force in each country.

SUSPENSION

Pneumatic, self-levelling suspension with hydraulic shock absorbers.

STEERING

4-wheel steering system allowing all coaches to closely follow the engine's path.



Equipped with side advertising panels on the roof, side footboard for passengers boarding.

Equipped with 7 entrances positioned on the left-hand side (for left-hand drive countries), windows and an emergency exit.

SIZES

Length	5500 mm	213 "
Width	1840 mm	72,4 "
Height	2250 mm	88,6 "

The coach shown in the picture is equipped with 7 doors on the right side, windows, emergency exit, central advertising panel and a ventilation system for enclosed coaches.

LOCOMOTIVES Optional / Equipments



Complete Sound System with microphone and speaker.



Upwards external stainless steel exhaust



Bell



Grammer mod. pneumatic seat

COACHES Optional / Equipments



Led interior light



Side manual device for people with reduced mobility and wheelchair



Pneumatic disabled access platform lift



Removable windows



Removable windows



CCTV system



Advertising panel



Decorative led lighting system around locomotive's front



Decorative led lighting system around roofs and Led Rotary Light



Side footboard for passengers boarding



Ski rack


COACHES Optional / Equipments



Transparent roof



Standard foam padded seats (skai fabric, available in black, brown and blue jeans)



Chain closure on both sides



Combined closure with PVC covers and glass



Combined closure with PVC covers and glass



Electric door contacts (signalling any open doors)



Fibreglass seats



Wooden seats



Perimetral seats



Decorative led lighting system around roof



Central advertising panel on coach roof



Our past has sown the seeds for our future.



Choosing a train means supporting an alternative means of transport that offers a simple yet fun way to rediscover the thrill of travelling through nature and enjoying beautiful countryside all around the world.
Choosing Dotto Trains also means supporting environmental protection and eco-compatibility by using technologies and engines with the lowest CO₂ emissions or even electric engines

with zero emissions. Dotto Trains is committed to developing trains that can use sustainable energies and focusing on all possible energy solutions for the future.
Protecting the environment has long been an integral part of our DNA and will continue to guide the choices that mould and shape our future.



Borgo Pieve, 115 / C.P. 156 - 31033 Castelfranco Veneto (TREVISO) - Italy
Tel +39 0423 723 020 r.a. - Fax +39 0423 723 022 - info@dottotrains.com

www.dottotrains.com



The manufacturer reserves the right to modify, without notice, any of his models in their features, fittings and options.
DOTTO® SRL - ALL RIGHTS RESERVED - Every form of plagiarism will be prosecuted by law.

Concept & Design by ODRANGE - Photo by Claudio Cecchetti DOTTO CLASSIC_ENG_201205_rev4_ed. 10.10.2016